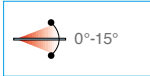
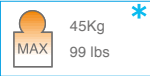

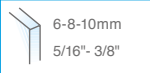
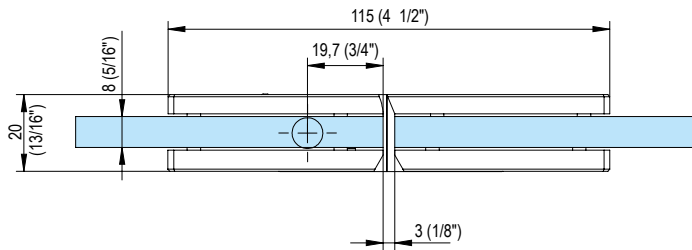
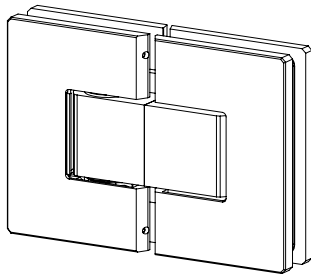
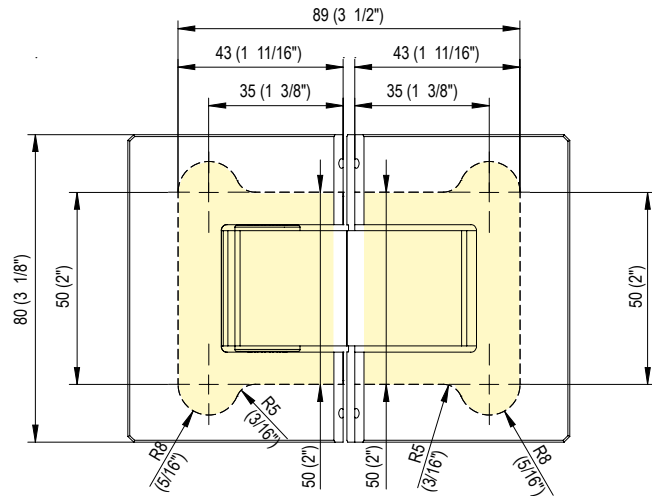


8505N Polymer

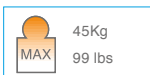
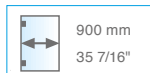
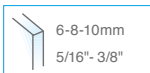


* Per porte con peso superiore ai 40 kg e di larghezza oltre i 900 mm si consiglia l'utilizzo di n° 3 cerniere
 * Para puertas con un peso superior a los 40 kg y con más de 900 mm de ancho se aconseja utilizar 3 bisagras
 * For doors with weight higher than 40 Kgs and largeness higher than 900 mm we suggest to use 3 hinges
 * Für Türe mit größerem Gewicht als 40 Kgs und größerer Breite als 900 mm schlagen wir die Verwendung von 3 Beschlägen vor
 * Pour des portes d'un poids supérieur à 40 kg et d'une largeur supérieure à 900 mm, nous conseillons d'utiliser 3 charnières

- Cerniera a scatto regolabile vetro-vetro 180° per box doccia. Stop a 0° +90° -90°.
- Bisagra con retención regulable vidrio-vidrio 180° para box ducha. Tope a 0° -90° +90°.
- Adjustable clicking hinge glass to glass for shower boxes. 180°. Stop at 0° -90° +90°.
- Feinjustierbares Duschtürband Glas-Glas, 180°. Feststellung bei 0°+90°-90°.
- Charnière à retenue réglable verre-verre 180° pour cabine de douche. Arrêt à 0°, +90° et -90°.



485E13 Polymer



- Angolare muro-vetro per box doccia.
- Angular pared-vidrio para box ducha.
- Angular fitting wall to glass for shower boxes.
- Winkelverbinder Wand-Glas für Dusche.
- Cornière mur-verre pour cabine de douche.

