



# Flamea+

Swing door hinge for large dimensions



technical information



Pauli + Sohn GmbH  
Beste Verbindungen

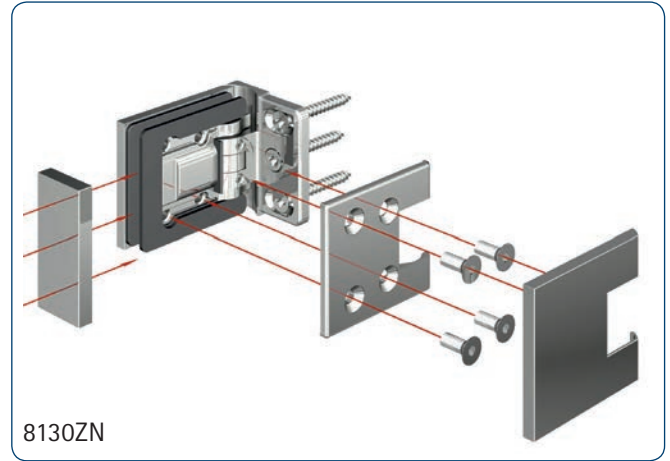


## Flamea+ – uncompromising technology with higher loading capacity

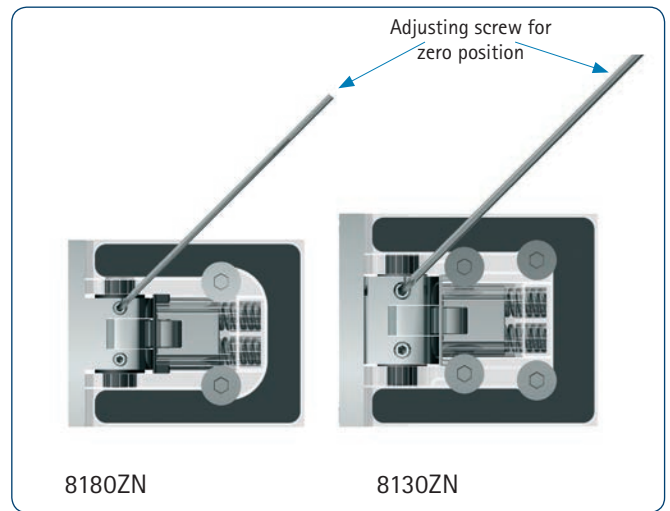
The new Flamea+ series offers a hinge program with completely covered screw connections and increased loading capacity. The gap distances of the swing door hinge could be minimized again in order to optimize the density once more. The infinitely variable zero position in combination with the option to work without sealing profile offers a perfect adaption and alignment to different installations.

- 90° bi-parting swing door hinge
- with self-closing action on the last centimeters
- centered pivot-point, therefore usage as swing door possible
- infinitely variable zero position,
- loading capacity (2 hinges): 45 kg  
corresponding to a glass door with the dimension 900 x 2000 mm and a glass thickness of 10 mm
- optimized for installation without sealing profile
- invisible screw connections
- minimized gap distance



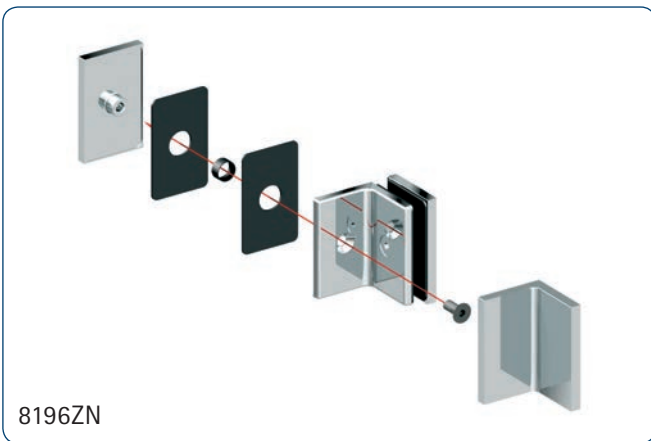


8130ZN



8180ZN

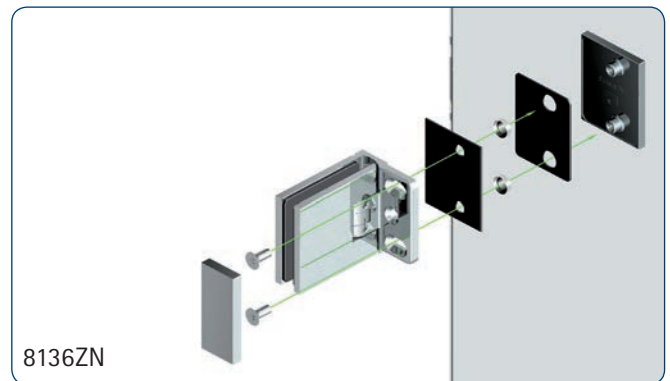
8130ZN



8196ZN

- Angle connector with coverage

- 10% bigger than Flamea but 25% higher loading capacity
- powerful connection due to four fixing screws
- stable and strong plate for wall-connection




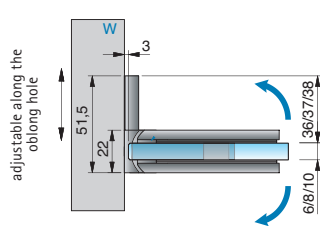
8136ZN

- When choosing glass-glass 90° fittings, glass drillings are only necessary in the side part which allows an indentation of the glass door wing inwards and the overlap (A) may be defined individually.

■ MADE  
 ■ IN  
 ■ GERMANY

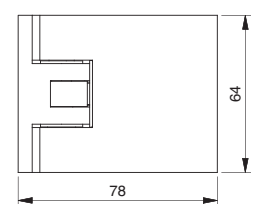




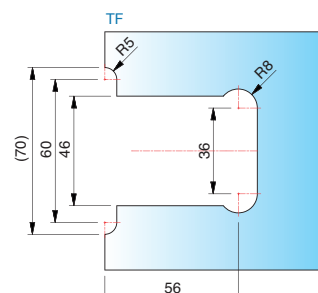


adjustable along the oblong hole

51,5  
22  
13  
6/8/10  
36/37/38




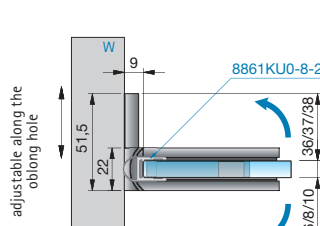
78  
64



TF  
R5  
R8  
(70)  
60  
46  
36  
56

8130 without sealing profile

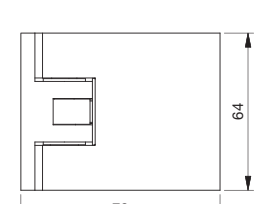




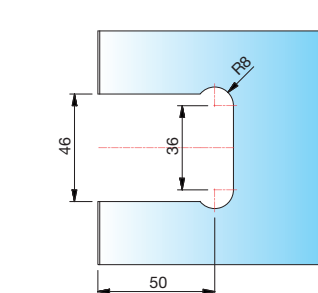
adjustable along the oblong hole

51,5  
22  
9  
6/8/10  
36/37/38

8861KU0-8-2010




78  
64

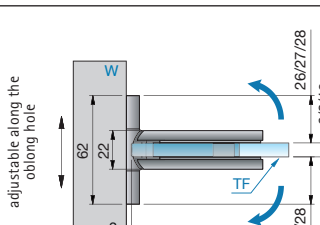


R8  
46  
36  
50

8130 with sealing profile 8861KU0-8-2010

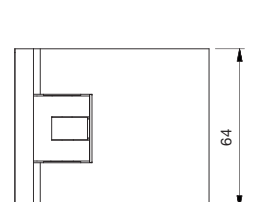
article no.	finishes	glass thickness	article name	features	pu/pieces
8130ZN5	bright chrome finish	6/8/10 mm	shower swing door hinge Flamea <sup>+</sup>	bi-parted opening 90°, with adjustable zero position, adjustable within the notch, one sided mounting plate, invisible screw-connections due to coverage	1/2 ■ MADE IN GERMANY
8130ZN1	matt chrome finish		glass-wall, 90°		
8130ZNPVD22	stainless steel finish*				



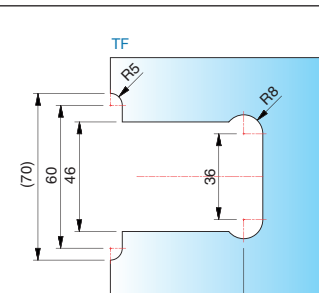


adjustable along the oblong hole

62  
22  
13  
26/27/28  
6/8/10




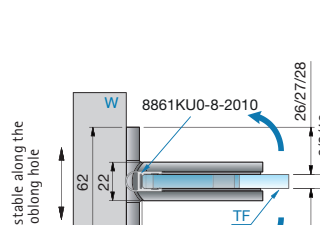
78  
64



TF  
R5  
R8  
(70)  
60  
46  
36  
56

8134 without sealing profile

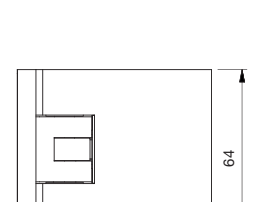




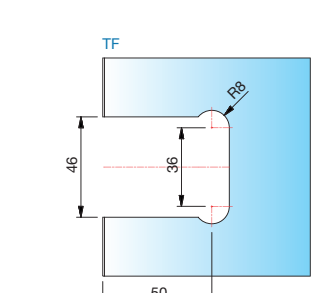
adjustable along the oblong hole

62  
22  
9  
26/27/28  
6/8/10

8861KU0-8-2010



78  
64



TF  
R8  
46  
36  
50

8134 with sealing profile 8861KU0-8-2010

article no.	finishes	glass thickness	article name	features	pu/pieces
8134ZN5	bright chrome finish	6/8/10 mm	shower swing door hinge Flamea <sup>+</sup>	bi-parted opening 90°, with adjustable zero position, adjustable within the notch, double sided mounting plate, invisible screw-connections due to coverage	1/2 ■ MADE IN GERMANY
8134ZN1	matt chrome finish		glass-wall, 90°		
8134ZNPVD22	stainless steel finish*				

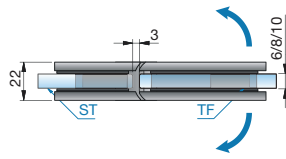
ST = side panel

TF = wing of the door

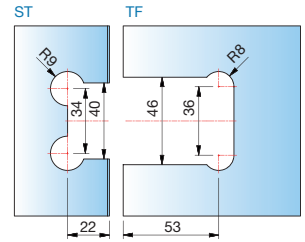
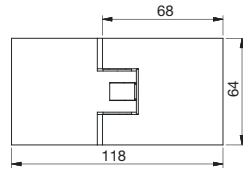
W = wall

\*PVD-coated

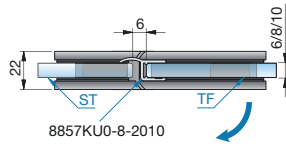
4



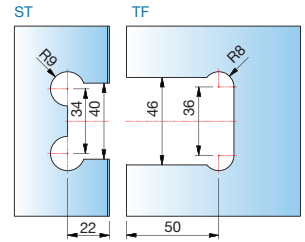
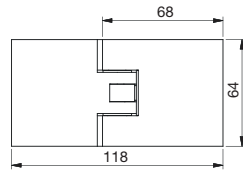
glass processing for 8 mm without sealing profile



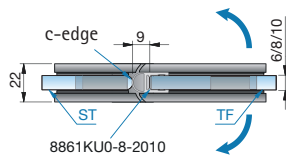
8132 without sealing profile



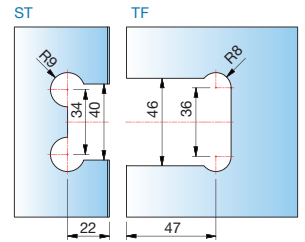
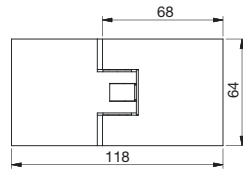
glass processing for 8 mm with sealing profile 8857KU0-8-2010



8132 with sealing profile 8857KU0-8-2010

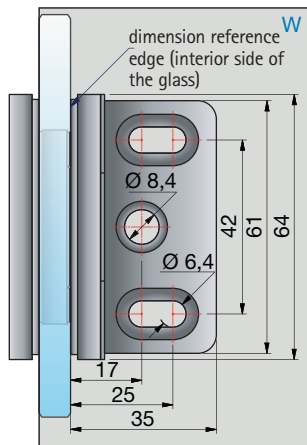


glass processing for 8 mm with sealing profile 8861KU0-8-2010

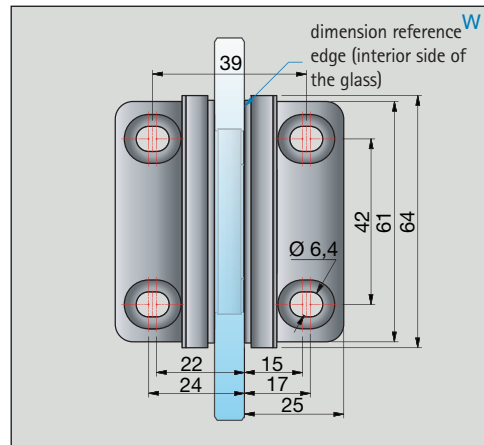


8132 with sealing profile 8861KU0-8-2010

article no.	finishes	glass thickness	article name	features	pu/pieces
8132ZN5	bright chrome finish	6/8/10 mm	shower swing door hinge Flamea <sup>+</sup>	bi-parted opening 90°, with adjustable	1/2
8132ZN1	matt chrome finish		glass-glass, 180°	zeroposition, opens in both directions 90°	<div style="display: flex; align-items: center;"> <div style="width: 10px; height: 10px; background-color: black; margin-right: 5px;"></div> <span>MADE</span>  <div style="width: 10px; height: 10px; background-color: red; margin-right: 5px;"></div> <span>IN</span>  <div style="width: 10px; height: 10px; background-color: yellow; margin-right: 5px;"></div> <span>GERMANY</span> </div>
8132ZNPVD22	stainless steel finish*			depending on sealing profile	



grounding clip 8130ZN




grounding clip 8134ZN

ST = side panel      TF = wing of the door      W = wall

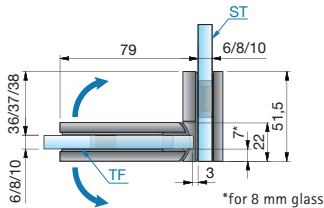
**CAUTION:** The glass processing is only valid for 8mm glass. When working with 6 or 10mm glass thickness, the glass scale as well as the glass processing will change. The changed glass processing is available upon request.



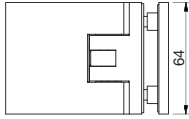


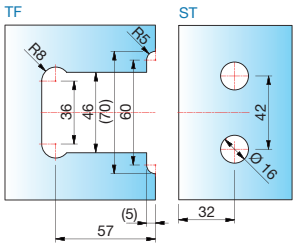



8136 without sealing profile



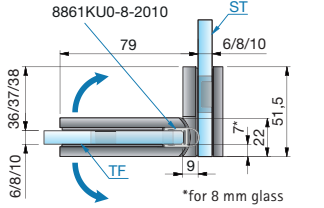
glass processing for 8 mm without sealing profile



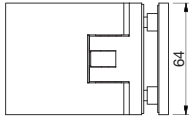


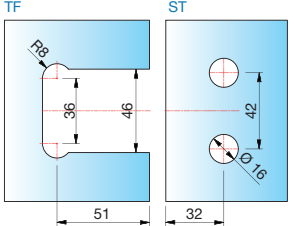


8136 with sealing profile 8861KU0-8-2010




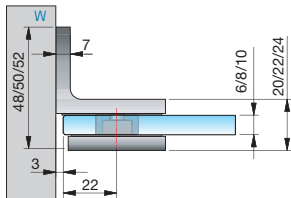
glass processing for 8 mm with sealing profile 8861KU0-8-2010

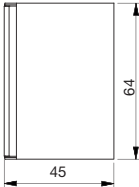




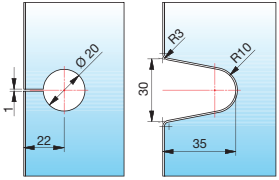
article no.	finishes	glass thickness	article name	features	pu/pieces
8136ZN5	bright chrome finish	6/8/10 mm	shower swing door hinge Flamea+	bi-parted opening 90°, with	1/2
8136ZN1	matt chrome finish		glass-glass, 180°	adjustable zero position,	■ MADE IN GERMANY
8136ZNPVD22	stainless steel finish*				







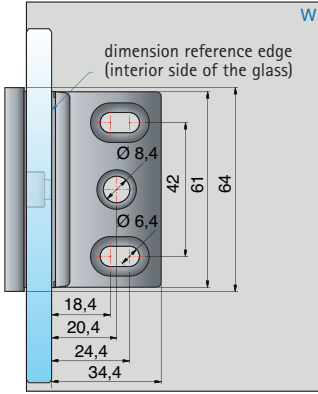
bore Ø 20 mm or cutout R35



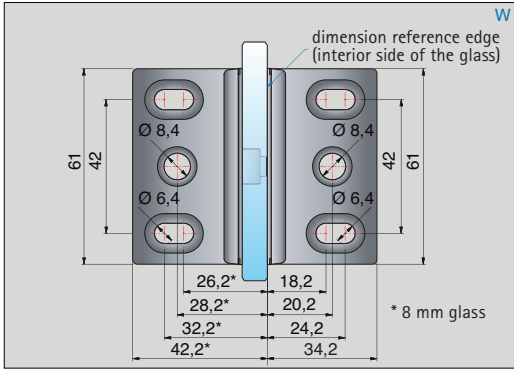
glass processing for 8 mm

article no.	finishes	glass thickness	article name	features	pu/pieces
8194ZN5	bright chrome finish	6/8/10 mm	corner bracket Flamea+,	adjustable within the notch,	1/2
8194ZN1	matt chrome finish		glass-wall 90°	invisible screw-connections due to coverage	■ MADE IN GERMANY
8194ZNPVD22	stainless steel finish*				

ST = side panel      TF = wing of the door      W = wall

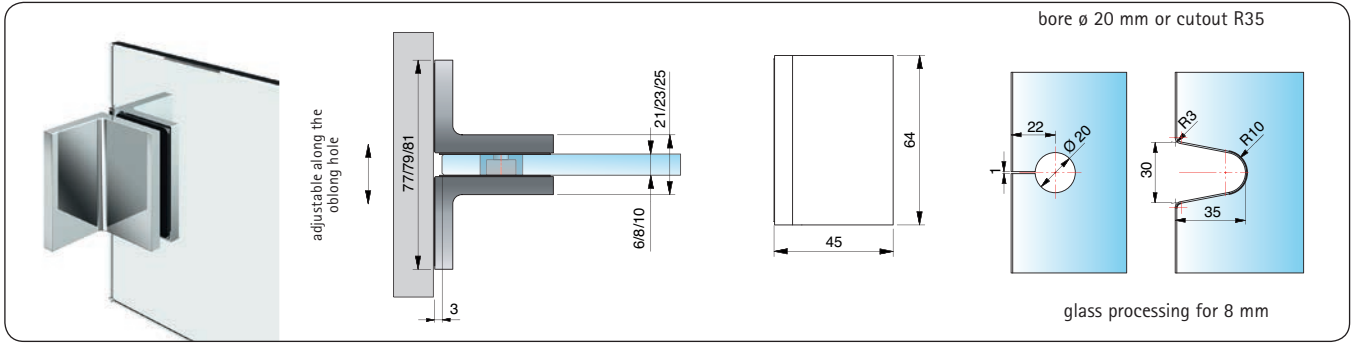


8194ZN

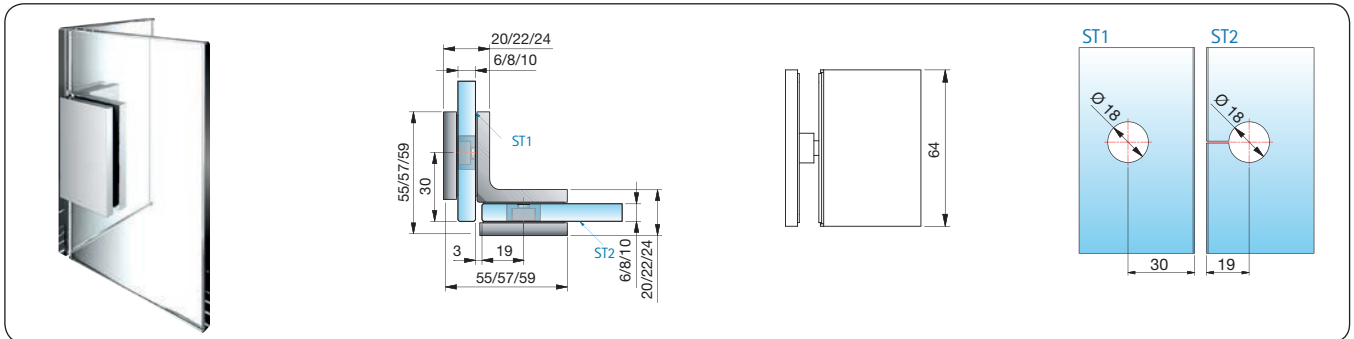


8194ZN

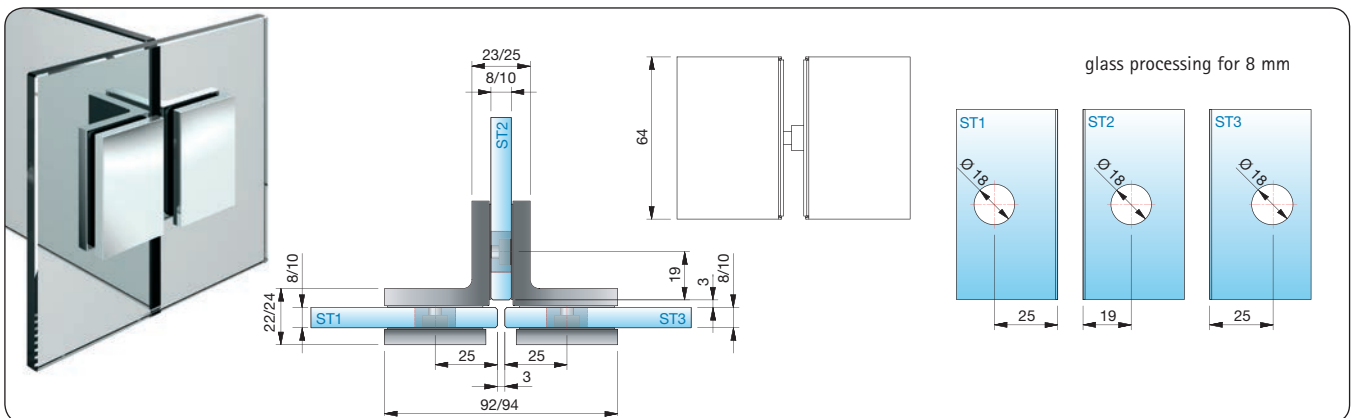
**CAUTION:** The glass processing is only valid for 8mm glass. When working with 6 or 10mm glass thickness, the glass scale as well as the glass processing will change. The changed glass processing is available upon request.




article no.	finishes	glass thickness	article name	features	pu/pieces
8195ZN5	bright chrome finish	6/8/10 mm	corner bracket Flamea+,	adjustable within the notch, double sided mounting plate, invisible screw-connections due to coverage	1/2 ■ MADE IN GERMANY
8195ZN1	matt chrome finish		double sided, glass-glass 90°		
8195ZNPVD22	stainless steel finish*				



article no.	finishes	glass thickness	article name	features	pu/pieces
8196ZN5	bright chrome finish	6/8/10 mm	corner bracket Flamea+,	invisible screw-connections due to coverage	1/2 ■ MADE IN GERMANY
8196ZN1	matt chrome finish		glass-glass 90°		
8196ZNPVD22	stainless steel finish*				



article no.	finishes	glass thickness	article name	features	pu/pieces
8197ZN5	bright chrome finish	6/8/10 mm	corner bracket Flamea+	invisible screw-connections due to coverage	1/2 ■ MADE IN GERMANY
8197ZN1	matt chrome finish		double sided, glass-glass 90°		
8197ZNPVD22	stainless steel finish*				






knob



8275 one sided



8278 double sided



8378 double sided



8252 double sided




8277 double sided

wall-glass mount



8884 clamp profile

door stop, door stop buffer and striker bracket



Supporting bar



8494 glass-wall



8474 glass-wall



8475 glass-glass



8477 wall-wall


towel bar



8689MS7 - with glass mount and knob



8688MS7 wall mount and glass mount (with raised head or flush)



8376MS7 - flush



8377MS7 - raised head

Further products are available in our catalogue „Duschenwelten“.

